

TTRockstars – A Guide for Parents and Carers

TTRockstars is an app and online platform that we use in the Junior School to practise times tables. Class teachers have spent time teaching the children how to use TTRockstars so they should be familiar with it. This 'user guide' is designed to aid your understanding of how to support your child using TTRockstars at home.

How does it work?

TTRockstars is accessible through a free app and online platform. It is a carefully sequenced programme of daily times tables practice aimed at schools and families. Children simply login to the app or online platform where they will have been set times tables to practise.

How can my child access TTRockstars at home?

You can either download the free app below for them to practise on <https://apps.apple.com/gb/app/times-tables-rock-stars/id973811326>
Or you can help them log in via the online platform below <https://ttrackstars.com/>

Do parents/carers have their own TTRockstars accounts?

No, this is not necessary. Each child in the school has an individual account. Parents do not need their own log in. Instead, we ask parents to help their child log in and to oversee their child's account use.

What are my child's log in details?

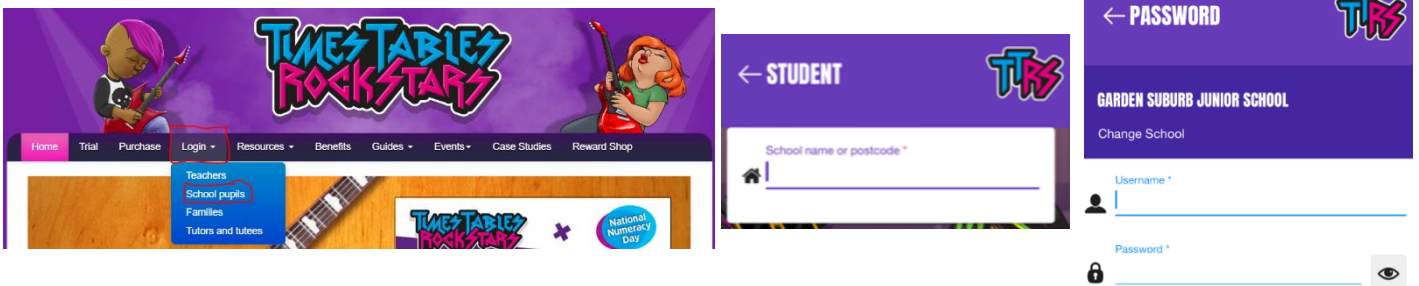
All children will have been given a username and password to log in which is stuck inside the cover of their homework diary for safe keeping.

What happens if my child can't log in?

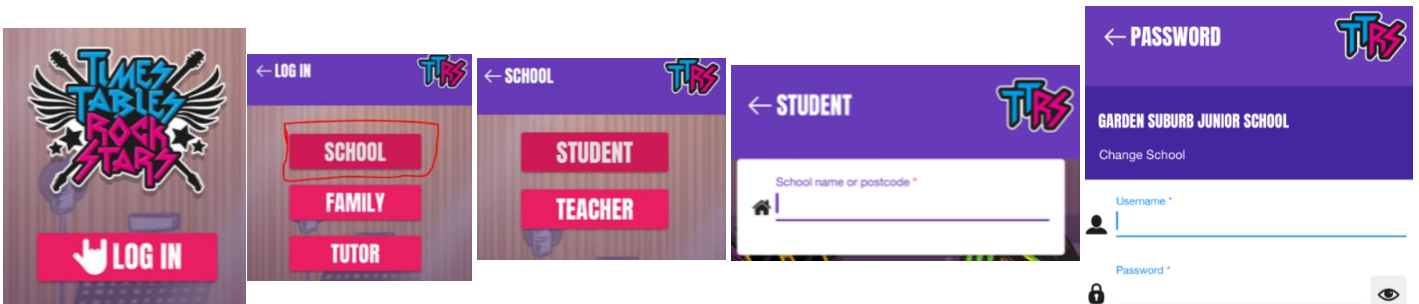
Contact your class teacher using the class email. This will be your class followed by @gsjs.barnet.sch.uk
E.g. **3S**@gsjs.barnet.sch.uk

Logging in on the online platform

Here is an image of the log in page. It is important your child logs in as a 'School student'.

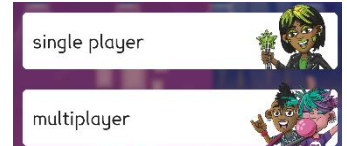


Logging in on the App



Where do they go once they login?

They will be given the option to play multiplayer or single player. Single player games are games the children play vs themselves. Multiplayer games are played against other children and/or their peers online.



What are the Different Single Player Game Modes?

Jamming

Players have the choice of which tables they practise and whether to include multiplication, division or both. It's perfect for building up confidence.

Gig

Gigs give pupils and their teachers a way to check overall performance each month. Once played, it becomes unavailable until the 1st of the next month.

Garage

The Garage is the best place for mastering individual tables. It carefully personalises the questions for each player in every game.

Studio

The Studio is the place to find out the average speed it takes you to answer a times table question.

Soundcheck

When pupils play Soundcheck, they are asked 25 questions, each with a 6-second time limit. The questions are multiplication only and evenly weighted in terms of difficulty each time they play - exactly the same as the UK government's 'Multiplication Tables Check' which all children in Year 4 undertake in June.

What are the Different Multiplayer Game Modes?

Festival

The Festival is for those children who are ready to take on other children from all around the world, answering any question up to 12×12 .

Arena

The Arena is a multiplayer game where children can compete live against other children in their class.

Rock Slam

A Rock Slam allows a student to challenge someone from their class, year group or school (either a pupil or a teacher), setting a time for the challenge to beat.

If you have any further questions, please contact your class teacher using your class email.