

OIL + PYREX = ?

WHAT ARE WE DOING TODAY?

Today we are going to see what happens when
you put Pyrex into oil.

Does anybody know what Pyrex is?

WHAT DO WE NEED?

- Oil

- Pyrex (glass)

- Gloves (so hands won't get slippery)



WHAT DO WE NEED TO DO?

1. Pour in oil to a large bowl


2. Place Pyrex in the middle of the bowl

What can you see?



PREDICTION

What is a prediction?



WHAT HAPPENED?

What happened?

Why did this happen?

https://www.youtube.com/watch?v=xuPAtEnO-Yg&list=PL3A_oA6xNGHvsG98uCK5Kjql4JBjEp4Ok&index=6&t=0s



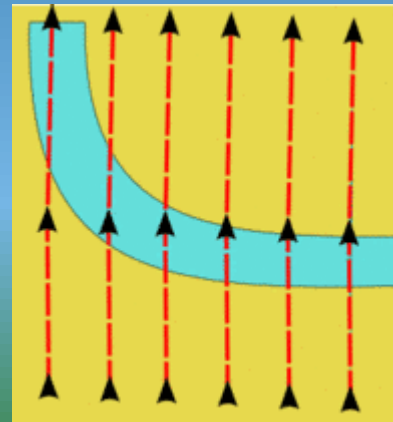
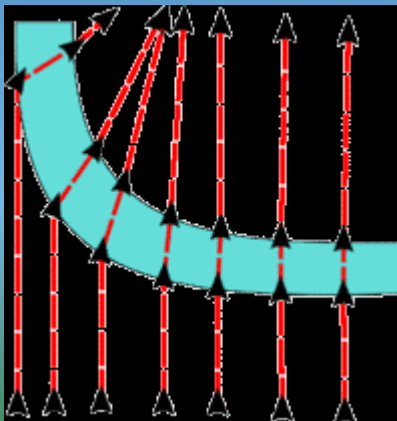
SCIENTIFIC EXPLANATION

You can see glass objects because they reflect some of the light that shines on them and bend (refract) some of the light that shines through them.

However, light travels at the same speed through the vegetable oil and Pyrex object.

This means that the light isn't reflected or refracted when it passes from the oil to the Pyrex object.

Therefore, you cannot see the Pyrex object in the oil.



CONCLUSION

When you put a special type of glass called Pyrex into oil you will never see the glass because the light is not reflected or refracted. Therefore, it looks like the glass has disappeared.

Any questions?

SCHOOL WEBSITE

Let's have a look at our school website!

See if you can access the duck cam and check out the experiments.

<https://www.gardensuburbjunior.co.uk/page/?title=Science&pid=330>



THANK YOU FOR WATCHING!

