

Year 4, Week 1, Science, Thursday  
To identify solid, liquids and gases

This half term, we are going to be looking at states of matter.

Watch this clip - <https://www.bbc.co.uk/bitesize/clips/zrdkjxs>

How many different forms of matter can you spot?



Look at the pictures below and answer these questions:

- Can you pour it?
- Can you cut it?
- Does it have a fixed shape?
- Can you squash it?
- Can it be changed between solid, liquid or gas?




### Task One

Draw a table into your Home Learning book and write each item under the correct subheading from the images below.

Challenge: **Can you add your own items to the list?**

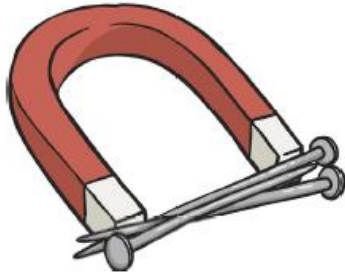
Solids	Liquids	Gases
Sand		

Items to sort into the table



sand

twinkl.co.uk



magnet

twinkl.co.uk



milk

twinkl.co.uk



cream

twinkl.co.uk



water

twinkl.co.uk



soup

twinkl.co.uk



glass

twinkl.co.uk




wool

twinkl.co.uk



clay

twinkl.co.uk



cardboard

twinkl.co.uk




sugar

twinkl.co.uk



rock

twinkl.co.uk



Did you find some of the items hard to group? Think why some of the items may have been tricky.

### Task Two

Watch - <https://www.bbc.co.uk/bitesize/topics/zkkg87h/articles/zsgwwxs>

Now, look back at your table. Are there any items you may need to change?

Useful link - <https://www.dkfindout.com/uk/science/solids-liquids-and-gases/>

Answers

Solids	Liquids	Gases
Glass Wool Clay Cardboard Sugar Rock Sand Magnet Ice Ice lolly	Milk Cream Water Soup Rain	Hot air Clouds Steam